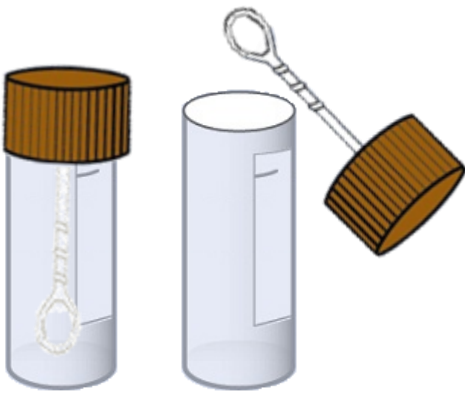


# Prevalence of Guillain-Barré Syndrome in the Philippines

## STOOL SPECIMEN COLLECTION GUIDELINES

### STOOL SPECIMEN COLLECTION KIT



Specimen containers



Transport box



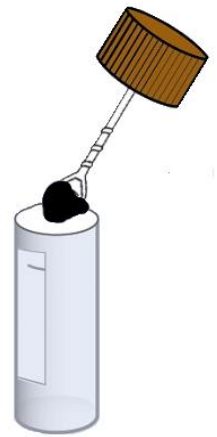
Resealable plastic bag



Ice packs

## FOR CHILDREN USING DIAPERS

1. Remove the diaper immediately after the child defecates.
2. Using the spoon under the cap of the specimen container provided, carefully scoop the stool and place it inside the container. Fill up to half of the container with the child's stool.




3. Close the container tightly.
4. Using a ballpen, write the name of the child and the date the stool was collected on the sticker of the container.



5. Place the container inside the resealable plastic bag provided and put inside the refrigerator. If not available, place inside the styrobox.



6. Place the frozen ice packs inside the styrobox. Replace the lid of the styrobox.



7. The following day, collect stool again from the same child. Follow the instructions 1 to 5 above.

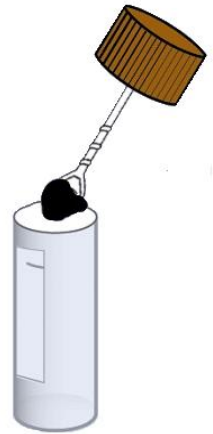


8. Submit the styrobox along with the ice packs, specimens and accompanying forms to the Research Institute for Tropical Medicine.



FOR CHILDREN USING TOILETS OR CHAMBER POTS

1. Before the child defecates, place a clean ordinary plastic bag on top of the toilet bowl or chamber pot. The plastic bag will help catch the stool specimen. Make sure the plastic bag is taped securely to the sides of the toilet bowl or chamber pot.




2. After defecating, use the spoon under the cap of the specimen container provided and carefully scoop up the stool. Place it inside the container. Fill up to half of the container with the child's stool.



3. Close the container tightly.


4. Using a ballpen, write the name of the child and the date the stool was collected on the sticker of the container.

5. Place the container inside the resealable plastic bag provided and put inside the refrigerator. If not available, place inside styrobox.



6. Place the frozen ice packs inside the styrobox. Replace the lid of the styrobox.

7. The following day, collect stool again from the same child. Follow the instructions 1 to 5 above.



8. Submit the styrobox along with the ice packs, specimens and accompanying forms and submit to the Research Institute for Tropical Medicine.